











[Course Home](#)
[Content](#)
[Discussions](#)
[Dropbox](#)
[Quizzes](#)
[Grades](#)
[Classlist](#)
[Calendar](#)

[Concept Reviews](#)
[Data Files](#)
[SAM Help](#)
[Textbook Chapters](#)
[Help](#)

Grades












[Print](#)
[Add to ePortfolio](#)

Grade Items

Grade Item	Points	Grade	Feedback
Orientation Quiz 	9 / 10	90 %	
Computer Concepts Quiz	8.5 / 10	85 %	
Windows Unit A Quiz	7 / 10	70 %	
Internet Explorer Quiz	0 / 10	0 %	
Using the Internet	10 / 10	100 %	
Discussion Board: Introductions	5 / 5	100 %	
Office 2013	8 / 10	80 %	Individual Feedback: Good work on these files but your spreadsheet is missing the formatting.
Word Unit A	10 / 10	100 %	Individual Feedback: Nice work!
Word Unit B 	0 / 10	0 %	
WD B: Post-Exam 	10 / 10	100 %	
WD B: Project 	9.6 / 10	96 %	
Word Unit C 	0 / 10	0 %	
WD C: Post-Exam 	8 / 10	80 %	
WD C: Project 	9.7 / 10	97 %	
Word Unit A-B-C Quiz	8 / 10	80 %	
Post to Discussions: Week 3 	0 / 5	0 %	


Internet Clip Art	10 / 10	100 %	Individual Feedback: Good job.
Word Production Exam	50 / 50	100 %	Individual Feedback: You did an excellent job on this exam - well done!
Independent Challenge 3 	8 / 10	80 %	Individual Feedback: I'm giving you most of the credit here but you did not submit all of the work for this assignment. There should be a Nearwater High folder with a Careers document in it.
File Management 1	9 / 10	90 %	Individual Feedback: Good work with a couple minor exceptions. It looks like you have some of your Word Assignments in your Data Files folder.
Windows Unit B Quiz 	8 / 10	80 %	
POINTS EARNED THROUGH WEEK 4 		78.25 %	
Excel Unit A 	10 / 10	100 %	Individual Feedback: Good work!
EX A: Post-Exam 	8 / 10	80 %	
EX A: Project 	9.2 / 10	92 %	
Excel Unit B 	10 / 10	100 %	Individual Feedback: Great job!
EX B: Post-Exam 	8 / 10	80 %	
EX B: Project 	7.6 / 10	76 %	
Excel Unit C	10 / 10	100 %	Individual Feedback: Nice job on this!
EX C: Post-Exam 	8.6 / 10	86 %	
EX C: Project 	6.5 / 10	65 %	
Excel Unit D	10 / 10	100 %	Individual Feedback: Nice work!
EX D: Post-Exam 	0 / 10	0 %	
EX D: Project 	0 / 10	0 %	
Excel Unit A-B-	9.5 / 10	95 %	

C-D Quiz

Post to Discussions-- Week 6 	5 / 5	100 %	
File Management 2	10 / 10	100 %	Individual Feedback: Good job.
Excel Production Exam	46 / 50	92 %	Individual Feedback: David, you did a good job on this exam but there are minor issues. Your pie chart should include the labels within the pie slices instead of as a separate legend and your font should be bigger so it is more easily read. Your pie chart tab should also be purple.
Integration Unit A	10 / 10	100 %	Individual Feedback: Nice work!
Access Unit A	10 / 10	100 %	Individual Feedback: Good job.
ACC A: Post-Exam 	10 / 10	100 %	
ACC A: Project 	10 / 10	100 %	
POINTS EARNED THROUGH WEEK 7 	81.31 %		
Access Unit B	0 / 10	0 %	
ACC B: Post-Exam 	0 / 10	0 %	
ACC B: Project 	0 / 10	0 %	
Access Unit A-B Quiz	0 / 10	0 %	
Post to Discussions-- Week 8 	0 / 5	0 %	
PowerPoint Unit A	0 / 10	0 %	
PPT A: Post-Exam 	0 / 10	0 %	
PPT A: Project 	0 / 10	0 %	
PowerPoint Unit B	0 / 10	0 %	
PPT B: Post-Exam 	0 / 10	0 %	
PPT B: Project 	0 / 10	0 %	

PowerPoint 0 / 10 0 %
Unit A-B Quiz

Working in the 0
Cloud
EC (Bonus)

Comprehensive 0 / 20 0 %
Quiz 

Comprehensive 0 / 100 0 %
Production
Exam

TOTAL POINTS 54.39 %

EARNED IN

CLASS 
